



Authored by:  
Alexander Roll

Date: 8 May, 2025  
Topic: Covered Calls & Options



## GLOBAL X ETFs INSIGHTS

# Global X EURO STOXX 50 Covered Call UCITS ETF (SYLD LN) - Enhancing Income Potential with Covered Call ETFs

**Marketing Communication.** Capital at Risk. Professional Investors Only. Please read fund legal documentation before making any final investment decisions.

We recently listed the Global X EURO STOXX 50 Covered Call UCITS ETF (SYLD LN).

The Global X EURO STOXX 50 Covered Call UCITS ETF represents Global X's first covered call strategy on a European index in the UCITS market, and is designed to offer investors an alternative income solution, while potentially avoiding risks seen in traditional income-oriented investments like fixed income and dividend strategies.

Finding income to complement a portfolio and risk profile can – at times – prove to be a difficult task. Options-based strategies may help to generate income, manage risk, or both, depending on the investment objective and policy.

Options strategies may help investors potentially navigate a variety of market conditions or achieve outcomes like generating income or managing risk. Often, these strategies can invest in specific assets, such as the stocks in an index, and buying or selling option calls and puts on those same stocks to attempt to achieve the desired outcome. ETFs investing in options may be an efficient tool for investors looking to incorporate these strategies in their portfolio.

Please see a glossary of terms at the end of this document to be read in conjunction with this material.

## Key Takeaways

- Covered call strategies may be an effective tool to possibly enhance and diversify income potential, particularly during times of uncertainty and market volatility.
- Implementing a covered call strategy can be complicated when investing directly due to derivatives, as it requires knowledge of options trading, market timing and the ability to manage potential margin calls
- The Global X EURO STOXX 50 Covered Call UCITS ETF (SYLD LN) seeks to provide access to a covered call strategy on one of Europe's largest equity indices.



## What is a Covered Call strategy?

A covered call strategy typically involves buying a stock or basket of stocks and selling a call option on those securities. Selling a call option forfeits the upside potential (it limits how much money the strategy could make from investing in a stock or basket of stocks) on those underlying stocks if it's written at-the-money (ATM). In exchange, the strategy receives a premium (income) for selling the call option. Therefore, a covered call strategy can be used to generate additional income from equities.

### Covered Call Strategy Features

- Generates income based on option premiums received from selling the call options.
- Upside potential is capped, while downside risk (e.g. the risk of losses that could occur from investing in a stock or basket of stocks) may be mitigated to the extent of the option premiums received.
- Can generate higher income during volatile markets since option premiums are historically correlated to the underlying security's implied volatility.<sup>1</sup>
- Full coverage (100% covered) entails writing calls on 100% of the value of the underlying securities owned in the portfolio. A portfolio which is 100% covered maximises the option premium income but forfeits all upside potential.

### Covered Call ETFs

- Covered call ETFs are popular strategies for some investors and may save investors the time and avoid some of the potential pitfalls, like managing margin calls, of running covered call strategies directly.
- Whilst ETFs have management fees and other ongoing charges, there are still potential cost benefits that come with the scale at which the ETF is investment managed compared to the brokerage and risk of management by an individual investor acting on their own.
- Global X has been running Covered Call ETF strategies globally for 10 years and its UCITS strategies the Global X Nasdaq 100 Covered Call UCITS ETF (QYLD LN) since November 2022 and the Global X S&P 500 Covered Call UCITS ETF (XYLU LN) since July 2023.



## Why use Covered Call ETFs?

### Alternative and Diversified Income Source

These strategies could also diversify an investor's source of income away from just equities and bonds, which typically struggle in rising rate environments or times of volatility.<sup>2</sup> Diversification across asset classes is important because simple diversification, such as the 60/40 portfolio split across equities and fixed income respectively, may not meet investors' specific income and growth needs.

Home bias can also be inherent in many portfolios where the sector and stock allocations favour the largest companies or specific factors such as dividend stocks. Dividends are generally tied to their earnings which has the propensity to be volatile depending on economic conditions.<sup>3</sup>

Covered calls could help to diversify that income to be less tied to economic conditions, outside stock or market volatility, which could see more consistent income throughout the year. However, there is still a risk of loss of capital on the investment in a covered call ETF itself and investors may get less back than invested, despite any income paid from the ETF.

Fixed Income investors seeking a higher yield typically take on more duration or credit risk in the bond markets, such as high yield debt and emerging market bonds to achieve higher income returns.

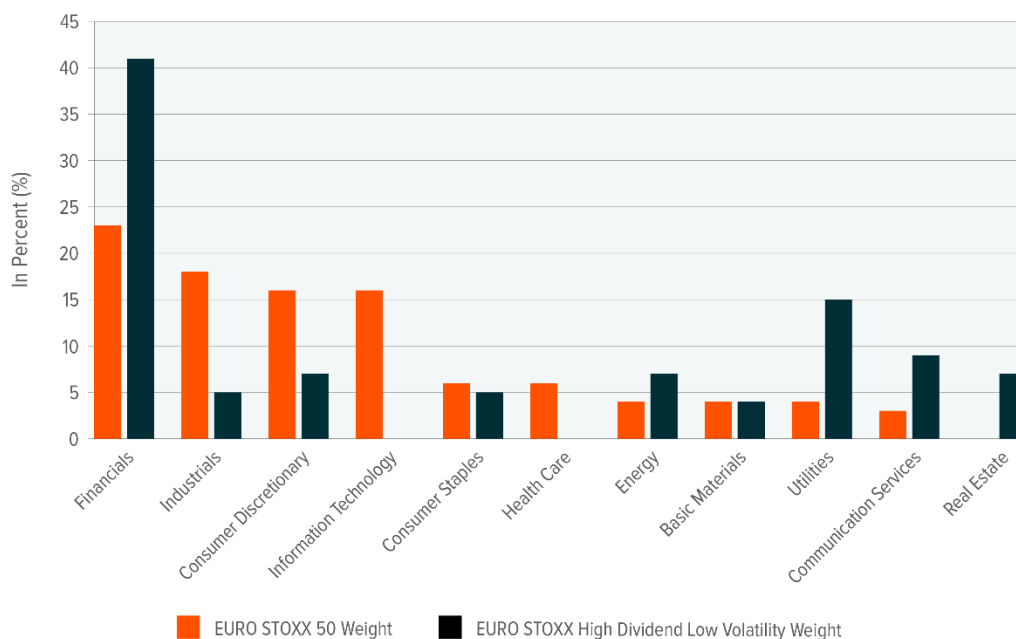
Covered call strategies may generate higher income than preferred equities by collecting option premiums, particularly in range-bound or slightly bullish markets. While preferreds offer fixed dividends that are generally attractive, their yields are typically lower than those of well-managed covered call strategies.<sup>4</sup> Covered calls also allow for limited participation in equity upside, although gains are capped at the strike price, whereas preferreds offer minimal capital appreciation and behave more like bonds.<sup>5</sup> However, covered call strategies come with equity downside risks - premiums help offset losses but don't fully protect against declines—while preferreds tend to be less volatile and hold seniority over common stock, though they still carry interest rate and credit risk.<sup>6</sup>

Those exposed to European high dividend strategies tend to be overexposed to sectors that are more cyclical or defensive such as Financials, Real Estate and Utilities and tend to be underweight growth-style sectors such as Information Technology, Consumer Discretionary and Industrial sectors.<sup>7,8</sup> A covered call strategy could help to monetise the volatility from premium collection such as higher beta growth-style sectors whilst potentially increasing equity portfolio diversification.



## SECTOR BREAKDOWNS – EURO STOXX 50 & EURO iSTOXX High Dividend Low Volatility 50 Index

Source: Global X ETFs illustration with information derived from Morningstar direct and retrieved on 25 March 2025. Data is based on the EURO STOXX 50 Index and EURO iSTOXX High Dividend Low Volatility 50 Index. Diversification does not ensure profit or guarantee against a loss.



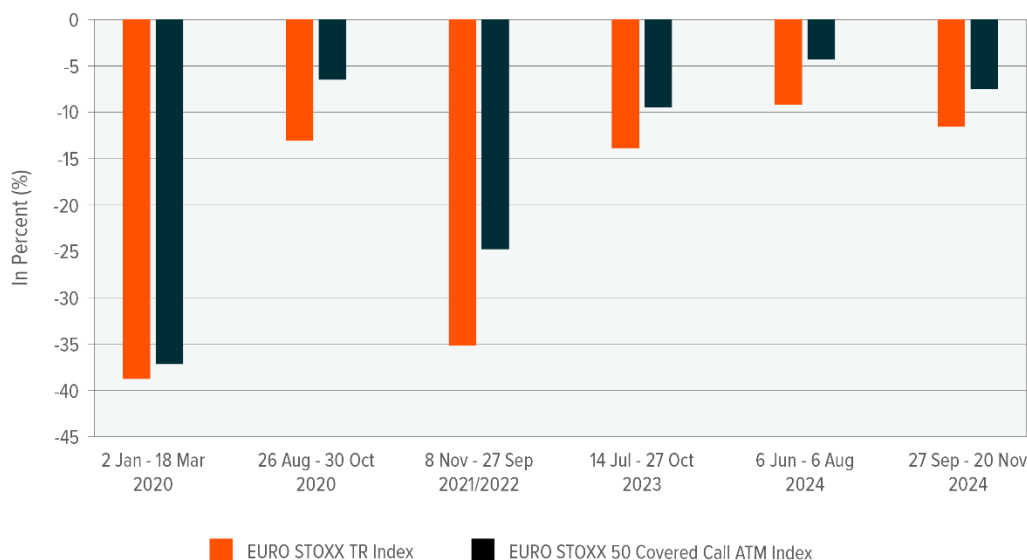
### Offers a Potential Buffer During Drawdowns

Covered call strategies, by receiving the premium of the sold call option, can potentially help reduce somewhat the effect of a fall of investments in a portfolio during market selloffs as the premiums paid to the ETF provide an additional source of return for the ETF. This is reflected in the graph below, which shows the lower drawdowns of covered call indexes.

However, this does come with a trade-off. In the case of rising stock markets, due to covered calls capping the upside, the gains that could have been made over holding the underlying stock or index are limited. This means investors may not receive as much back from their investment in a covered call ETF as they might had, had they invested in a similar basket of stocks or index such as the EURO STOXX 50 outright.

## EURO STOXX 50 COVERED CALL ATM TR EUR INDEX VS EURO STOXX 50 TR INDEX – 5-YEAR DRAWDOWN HISTORY

Source: Global X ETFs illustration with information derived from Bloomberg as of 27/03/2025. Simulated past performance of the EURO STOXX 50 Covered Call ATM Total Return EUR Index (SX5ECCA Index) derived from STOXX. Simulated past performance does not guarantee future results. Performance data quoted represents past performance. Investment return and principal value of an investment will fluctuate so that an investor's shares, when sold or redeemed, may be worth more or less than their original cost. Current performance may be higher or lower than performance quoted.



## Global X Covered Call Strategies Deep Dive

Options strategies offer investors the potential for flexibility and the ability to shift market factor exposure, which can be particularly attractive during periods of macroeconomic uncertainty and market volatility. They can also offer a range of potential outcomes for investors, the mechanics of which are broken down below.

### At-The-Money (ATM) Covered Call Strategies: High Income Potential with possible Reduced Volatility

To begin we need a quick overview of some options language.

The EURO STOXX 50 Covered Call ATM Index tracks the performance of a hypothetical portfolio reflecting a covered call investment strategy based on the EURO STOXX 50 Index, Europe's leading Blue-chip index for the Eurozone.<sup>9</sup> The EURO STOXX 50 Covered Call ATM Index reflects a covered call strategy on the EURO STOXX 50 Index as underlying instrument and simultaneously sells monthly European style EURO STOXX 50 ATM call option traded at Eurex.

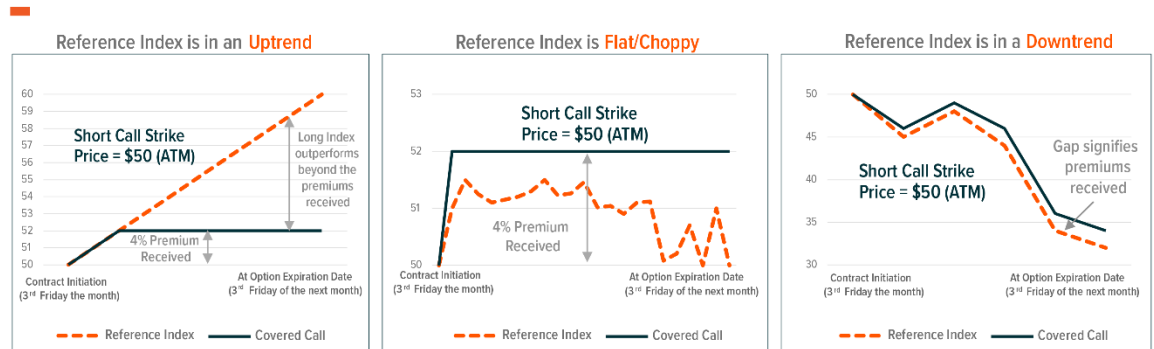
These strategies seek to generate income by replicating a buy-write index via premiums received from writing calls ATM as this can be appealing to investors seeking income with the potential for reduced



volatility in their equity exposure. The ability to collect premiums can potentially mitigate volatility in down markets (where prices of stocks held in the strategy are falling).

What the investor can expect in terms of premiums received depends on how much notional exposure the call option is written, and the moneyness of where it's written at the money (ATM), out of the money (OTM), or in the money (ITM).

Covered call strategies written ATM forfeit the upside potential in exchange for current income collected from the premiums received from writing the call option. As option premiums tend to rise in volatile markets, covered call strategies tend to perform better in volatile yet sideways markets than in major bull or bear markets.



### Covered Calls can be Used Both Strategically and Tactically

For long term strategic investors covered call strategies may be helpful in market environments where income becomes scarce. Covered call strategies can produce high income while diversifying the source of risk in a portfolio as the calls are written on diversified indices such as the EURO STOXX 50 as opposed to single company securities. They can also help increase income certainty and consistency by paying monthly distributions.

Covered call strategies can be appropriate for tactical portfolios as well, where making a call on market direction can either support or contradict covered call use. Underperformance may occur in a strong up market (where prices of stocks held in the strategy are rising) as the covered call strategy will forfeit the upside of the index exposure held, only receiving the premium. Whereas in a flat market, the strategy may outperform due to the premiums received from selling call options while there is no lost opportunity cost of the underlying index exposure rising. In a down market (where prices of stocks held in the strategy are falling), the strategy may also outperform because they keep the premium received from selling the call option, which may offset some or all of the underlying market's decline.

### Considerations for Investors in SYLD LN

Before investing, investors should ensure they understand covered call option writing risk.

By writing covered call options in return for the receipt of premiums, the Fund will give up the opportunity to benefit from potential increases in the value of the Reference Index above the exercise prices of such options, but will continue to bear the risk of declines in the value of the Reference Index. The premiums received from the options may not be sufficient to offset any losses sustained from the volatility of the underlying stocks over time.

As a result, the risks associated with writing covered call options may be similar to the risks associated with writing put options. In addition, the Fund's ability to sell the securities underlying the options will be limited while the options are in effect unless the Fund cancels out the option positions through the purchase of offsetting identical options prior to the expiration of the written options. Exchanges may suspend the trading of options in volatile markets. If trading is suspended, the Fund may be unable to write options at times that may be desirable or advantageous to do so, which may increase the risk of tracking error.

Investors should be willing to accept a high degree of volatility in the price of the fund's shares and the possibility of significant losses.

The risks of investing in SYLD LN are Currency Risk, Derivatives Risk, Equities Risk, Swaps Counterparty Risk, Covered Call Option Writing Risk, Market Risk, Operational Risk (including safekeeping of assets), Risks associated with the ability to track an index, Liquidity Risk and Fund Counterparties. More details regarding the risks of investing and in this ETF specifically is available in the 'Risk Factors' section of the Prospectus).

## Making a Call on a Portfolio's Income Potential

Options-based strategies can help investors navigate various market conditions, including the type of geopolitical uncertainty, elevated rising interest rate, inflation-driven volatility and sector concentration experienced in the market at a given time. These strategies may help investors achieve certain objectives like generating income or managing downside risk. For example, compared to traditional equity opportunities, certain option strategies may achieve a more efficient balance of income and growth and increase portfolio yield. Markets are variable, but certain options strategies, including those offered by Global X, could help provide investors some stability amid uncertainty.

Investors can consider using covered call strategies in a portfolio as:

- A core portfolio holding to replace a portion of their US or European equity exposure, as the options premiums generated from selling calls can smooth drawdowns without deviating substantially from benchmark.
- A satellite providing an alternative source of income, especially in times of heightened volatility, geopolitical uncertainty or rising interest rates.

**Global X insights do not take into account a person's own financial position or circumstances of any person or entity in any region or jurisdiction. This information should not be relied upon as a primary basis for any investment decision. Its applicability will depend on the particular circumstances of each investor. Any views and opinions are based on current market conditions and are subject to change. This information is not intended to be, nor does it constitute, investment research.**



## Glossary

**Call Option:** A call is an option where the entity holding the option has the right but not the obligation to buy at a predetermined price. Typically, a fee is paid for this right. A call is most likely to be used when the price of a security is expected to increase.

**Put Option:** A put is an option where the entity holding the option has the right but not the obligation to sell at a predetermined price. Typically, a fee is paid for this right. A put is most likely to be used when the price of a security is expected to decline.

**Long Call:** A position in a call option contract in which one has the exercisable right under the contract. The position reflects a bullish attitude.

**Short Call:** A position in a call option contract one has in which the right under the contract can be exercised against oneself. This position reflects a bearish attitude.

**Long Put:** A position in a put option contract in which one has the exercisable right under the contract. This position reflects a bearish attitude.

**Short Put:** A position in a put option contract one has in which the right under the contract can be exercised against oneself. This reflects a bullish attitude.

**Market Price:** The current price of the underlying asset of the option contract, such as a stock.

**Moneyness:** A standardized measure of the intrinsic value of an option at a current point in time, that is, the moneyness will tell the option holder whether exercising the option will be profitable.

**At-the-money:** An option contract is considered to be "At the Money" when its strike price is equivalent to the current price value of its underlying asset.

**In-the-Money:** Options that, if exercised, would result in the value received being worth more than the payment required to exercise.

**Out-of-the-Money:** Options that, if exercised, would require the payment of more money than the value received and therefore would not be currently exercised.

**Cboe Index Option Put/Call Ratio:** Measures the ratio between the volume of all index put options and all index call options being traded on a daily basis.

**Premium:** The amount of money a buyer pays and seller receives to engage in an option transaction.

**Covered Call:** An option strategy involving the holding of an asset and sale of a call option on the same asset.

**Expiration Date:** This is the day and options contract ceases to exist.

**Cboe Volatility Index (VIX Index):** The Cboe Volatility Index, commonly referred to as VIX, reflects a market estimate of future volatility, based on the aggregate weighted prices of S&P 500 puts and calls over a wide range of strike prices.

**Cboe NASDAQ-100 Volatility Index (VXN):** The Cboe NASDAQ-100 Volatility Index, commonly referred to as VXN, reflects a market estimate of future volatility, based on the aggregate weighted prices of Nasdaq 100 puts and calls over a wide range of strike prices.





## Footnotes

1. Black, F., & Scholes, M. (1973). "The Pricing of Options and Corporate Liabilities." *Journal of Political Economy*, 81(3), 637-654.
2. Lettau, M. & Wachter, J. The term structures of equity and interest rates. July 2011.
3. Cowie, I. H, Home bias hurting portfolios?. December 2017.
4. Rabener, N. Covered Call Strategies Uncovered. CAIA. February 2024.
5. Girdler, C., RBC Dominion Securities Inc. A guide to preferred shares. April 2018.
6. Burrow, D. What is Preferred Stock? May 2021.
7. EURO STOXX High Dividend Low Volatility Weight composition derived from Morningstar Direct. As of 25/03/2025.
8. Unigestion. Enhancing income investing with artificial intelligence. March 2024.
9. STOXX. Eurostoxx 50. Accessed May 2025.

The Global X UCITS ETFs are regulated by the Central Bank of Ireland.

This is a **marketing communication**.

The UCITS ETFs are index-tracking funds and as such you should read the investment policy of the fund in the supplement to understand how the UCITS ETF will invest.

Please refer to the relevant prospectus, supplement, and the Key Information Document ("KID") of the relevant UCITS ETFs before making any final investment decisions.

Investors should also refer to the section entitled "Risk Factors" in the relevant prospectus of the UCITS ETFs in advance of any investment decision for information on the risks associated with an investment in the UCITS ETFs, and for details on portfolio transparency. The relevant prospectus and KID for the UCITS ETFs are available in English at [www.globalxetfs.eu/funds](http://www.globalxetfs.eu/funds).

Investment in the UCITS ETFs concern the purchase of shares in the UCITS ETFs and not in a given underlying asset such as a building or shares of a company, as these are only the underlying assets that may be owned by the UCITS ETFs.

A UCITS ETF's shares purchased on the secondary market cannot usually be sold directly back to a UCITS ETF. Investors must buy and sell shares on a secondary market with the assistance of an intermediary (e.g. a stockbroker) and may incur fees for doing so. In addition, investors may pay more than the current net asset value when buying shares and may receive less than the current net asset value when selling them. Changes in exchange rates may have an adverse effect on the value price or income of the UCITS ETF.

Past performance of a UCITS ETF does not predict future returns. Future performance is subject to taxation which depends on the personal situation of each investor, and which may change in the future. Neither past experience nor the current situation are necessarily accurate guides to the future growth in value or rate of return of a UCITS ETF.

Investment may be subject to sudden and large falls in value, and, if it is the case, the investor could lose the total value of the initial investment. Income may fluctuate in accordance with market conditions and taxation arrangements. The difference at any one time between the sale and repurchase price of a share in the UCITS ETF means that the investment should be viewed as medium term to long term.

Any investment in a UCITS ETF may lead to a financial loss. The value of an investment can reduce as well as increase and, therefore, the return on the investment will be variable.

Global X ETFs ICAV is an open-ended Irish collective asset management vehicle issuing under the terms of its prospectus and relevant supplements as approved by the Central Bank of Ireland and is the issuer of certain of the ETFs where stated.



Global X ETFs ICAV II is an open-ended Irish collective asset management vehicle issuing under the terms of its prospectus and relevant supplements as approved by the Central Bank of Ireland and is the issuer of certain of the ETFs where stated.

Communications issued in the European Union relating to Global X UCITS ETFs are issued by Global X Management Company (Europe) Limited (“GXM Europe”) acting in its capacity as management company of Global X ETFs ICAV. GXM Europe is authorised and regulated by the Central Bank of Ireland. GXM Europe is registered in Ireland with registration number 711633.

Communications issued in the United Kingdom and Switzerland relating to Global X UCITS ETFs are issued by Global X Management Company (UK) Limited (“GXM UK”), which is authorised and regulated by the Financial Conduct Authority. The registered office of GXM UK is 77 Coleman Street, London, EC2R 5BJ, UK. Information about GXM UK can be found on the Financial Services Register (Firm Reference Number 965081).

#### Information for Investors in the United Kingdom

Please refer to the relevant prospectus, supplement, and the Key Investor Information Document (“KIID”) of the relevant UCITS ETFs before making any final investment decisions. These are available in English at [www.globalxetfs.eu](http://www.globalxetfs.eu).

The Financial Ombudsman Service is unlikely to consider complaints relating to the ETF and any claims for losses relating to the manager and the Depositary of the ETF are unlikely to be covered under the Financial Services Compensation Scheme.

#### Information for Investors in Switzerland

This is an advertising document. The state of the origin of the fund is Ireland. In Switzerland, the representative is 1741 Fund Solutions AG, Burggraben 16, CH-9000 St.Gallen. The paying agent is Tellco Bank AG, Bahnhofstrasse 4, 6430 Schwyz.

The prospectus, the key information documents or the key investor information documents, the articles of association as well as the annual and semi-annual reports may be obtained free of charge from the representative.

Past performance is no indication of current or future performance. The performance data do not take account of the commissions and costs incurred on the issue and redemption of units.

