

- UCITS Thematic ETF Report

June 2024

GLOBAL X
by Mirae Asset



Thematic Investing: Harnessing Disruption in Portfolios

Thematic Investing brings a rigorous and research-driven approach to harnessing **structural changes** around the world. It seeks to identify powerful **macro-level trends** and the **companies that stand to benefit** from the materialisation of those trends.

General Process

Top Down

Identify disruptive macro-level trends and select related high-conviction themes



Bottom Up

Select investments highly exposed to those themes and related trends

Characteristics

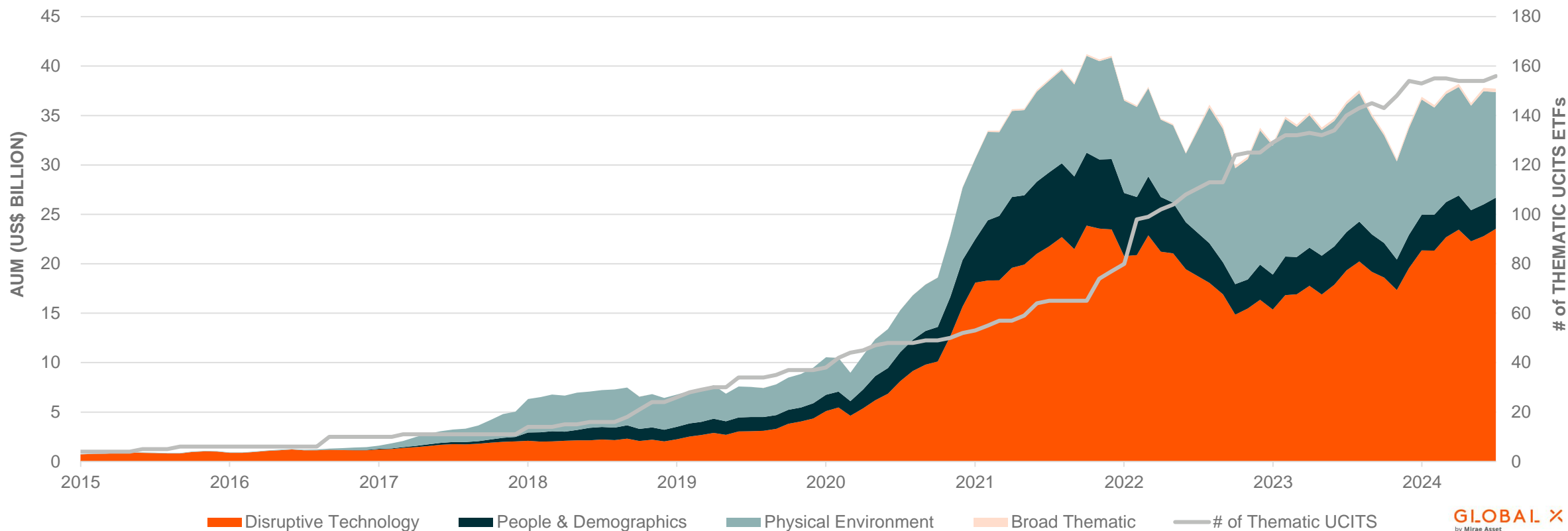
- **Long-term, growth-focused** strategies
- **Unconstrained** by geographies & sectors
- **Concentrated**, often in tech & new consumer
- **Relatable** concepts that impact our daily lives

Defining & Categorising Themes: Global X's Classification System

Category			Mega-Theme	Theme	Sub-Theme
Disruptive Technology					
Big Data	Machine/Deep Learning				
	Cybersecurity				
	Quantum Computing				
	Cloud/Edge Computing, MarTech	Remote Work			
Mobility	Autonomous Vehicles				
	Electric Vehicles, Charging Infrastructure	Lithium Batteries			
Digital Experiences	AR/VR				
	Video Games	E-sports			
	Social Media				
	Streaming				
FinTech	Mobile Payments				
	Peer-to-Peer Lending				
	Crowdfunding				
	Blockchain				
Connectivity	Digital Infrastructure				
	5G/Next Gen Networking				
	Emerging Markets Internet				
	Internet of Things	Smart Devices/ Smart Cities IoT			
	Space/Satellite Communications				
Robotics	AI/Automation				
	3D Printing				
	Drones				
Prop-Tech					
Defense Tech					
People & Demographics					
New Consumers	Millennials & Gen Z				
	Emerging Market Consumers				
	E-Commerce				
	Education				
	Sharing/Gig Economy				
	Safety and Security				
	Cannabis				
	Sports Betting				
	Professional Sports				
Health	Urbanization				
	Healthcare Innovaton		Telemedicine & Digital Health, Genomics, Immunotherapy, Public Health		
	Aging Population		Senior Care, Senior Economy		
	Health & Wellness		Obesity, Organics		
	Emerging Markets Healthcare				
Alternative Medicine					
Physical Environment					
Climate Change	Cleantech				
	Clean & Renewable Energy		Solar, Wind, Hydrogen		
	Resource Scarcity		Water, Waste/Recycling, Sustainable Food		
	Green Building				
Disruptive Materials					
Infrastructure Development					

UCITS Thematic ETF Landscape

At the end of June 2024, there were 156 UCITS thematic ETFs totalling \$37.7 billion in assets under management (AUM), down 0.2% from May 2024 and up +9.8% from the end of June 2023.

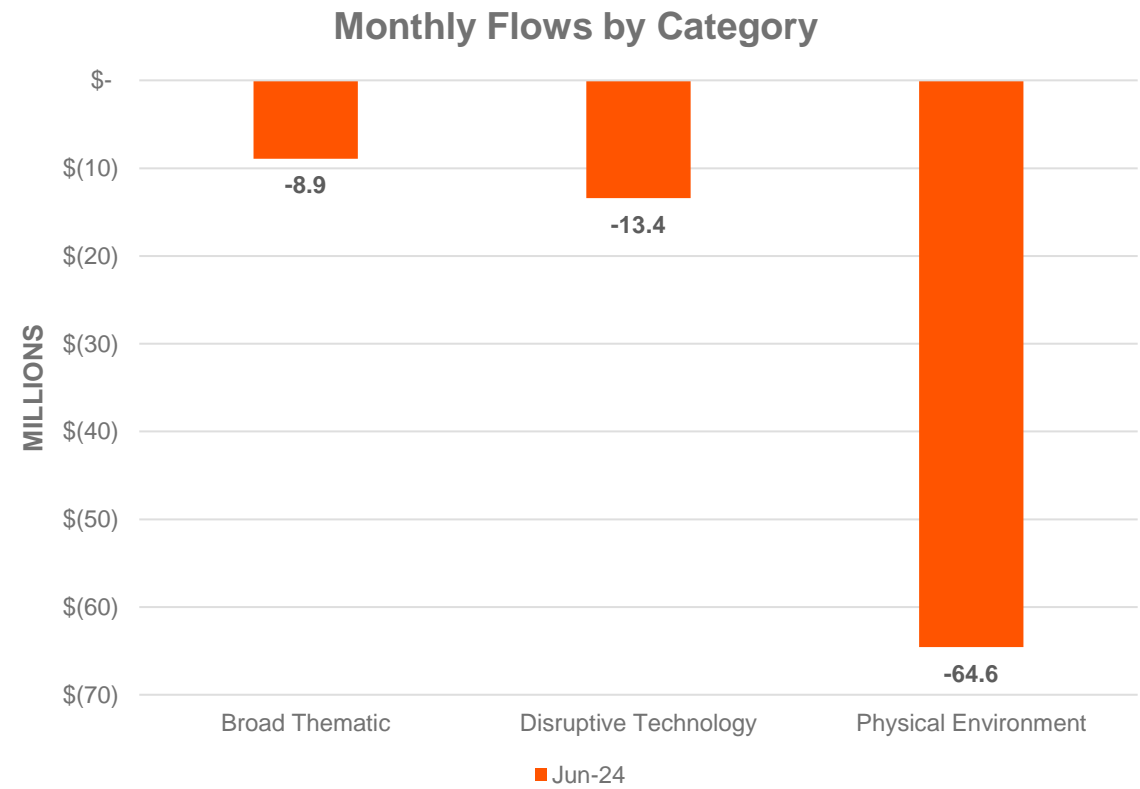
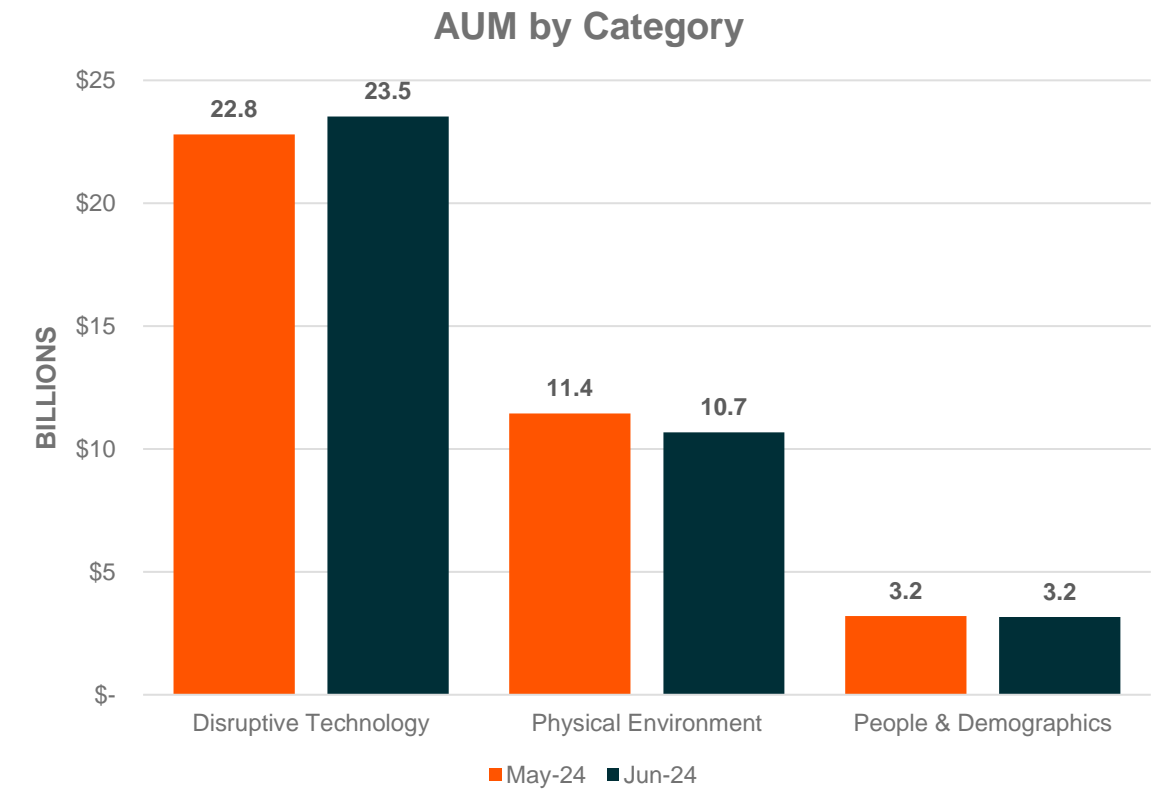


Sources: Global X ETFs illustration with information derived from: Bloomberg, L.P. (n.d.) [Data set]. Data as of June 30, 2024.

Note: AUM includes assets of funds closed until the last month of trading activity.

UCITS Thematic ETF Landscape: AUM & Flows

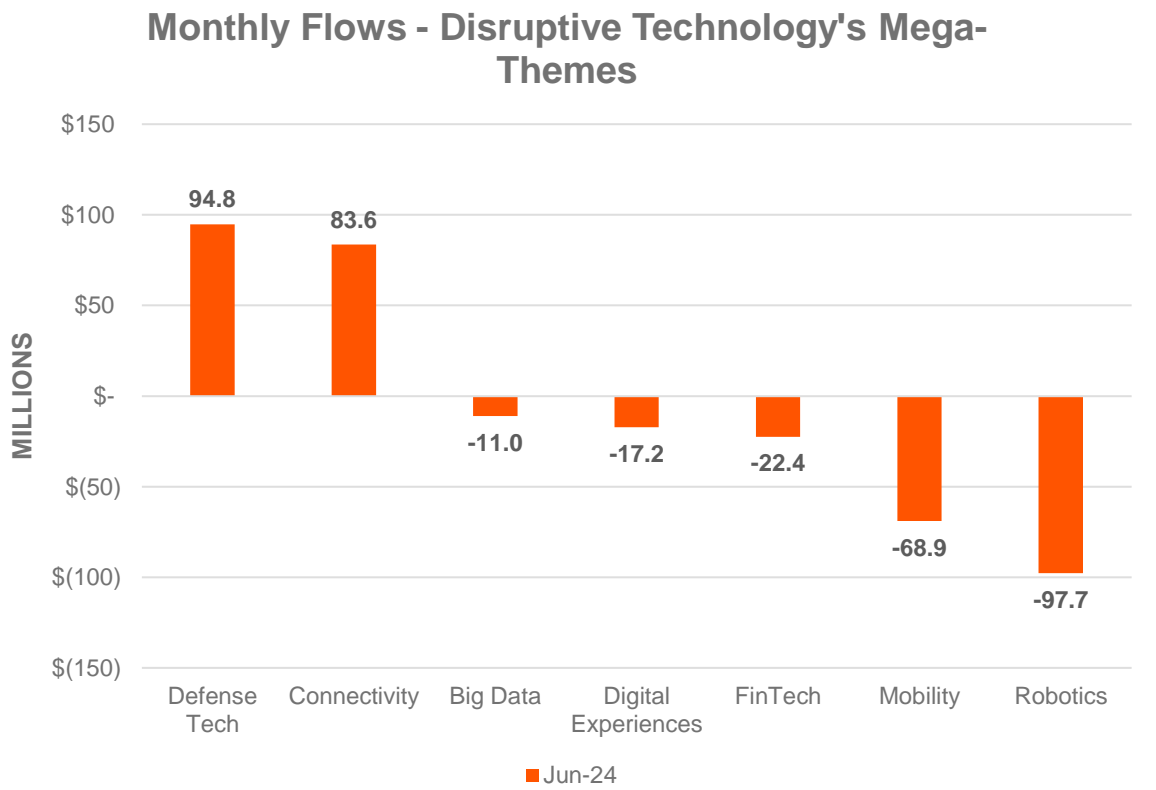
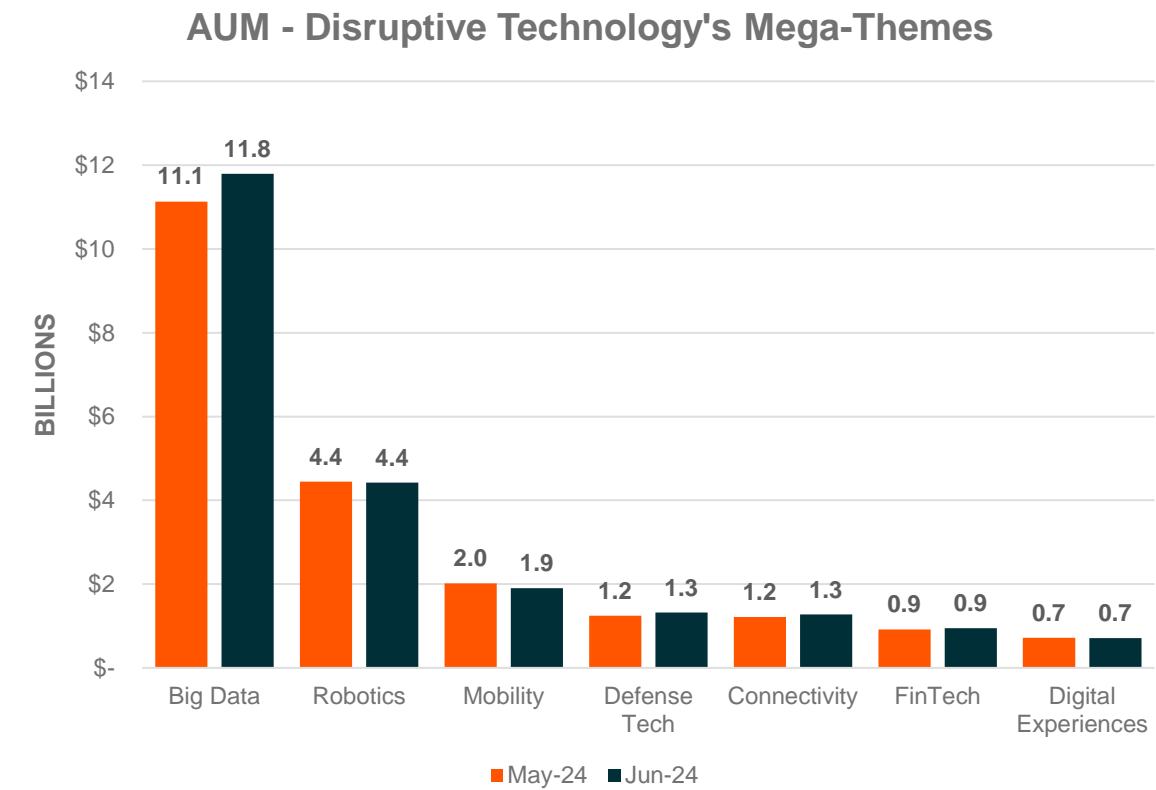
In June, there was an increase in AUM in the Disruptive Technology category. However, all categories saw outflows, with Broad Thematic having the least outflows (-\$8.9 million) and People & Demographics having the most outflows (-\$64.6 million).



Sources: Global X ETFs illustration with information derived from: Bloomberg, L.P. (n.d.) [Data set]. Data as of June 30, 2024.
Note: AUM includes assets of funds closed until the last month of trading activity.

UCITS Thematic ETF Landscape: AUM & Flows

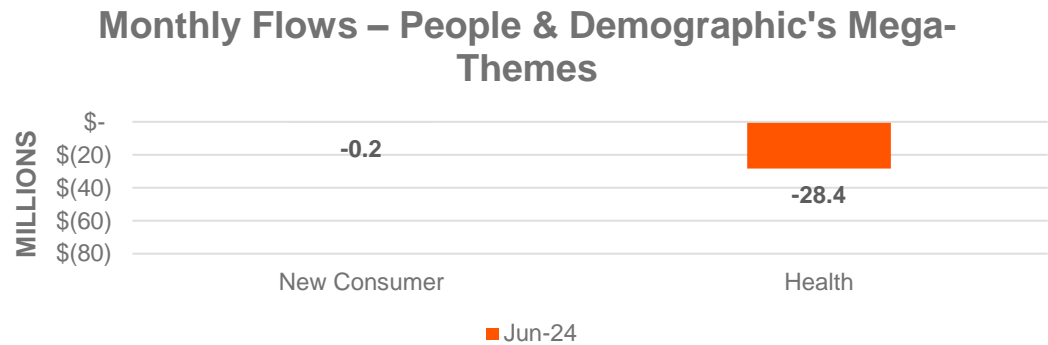
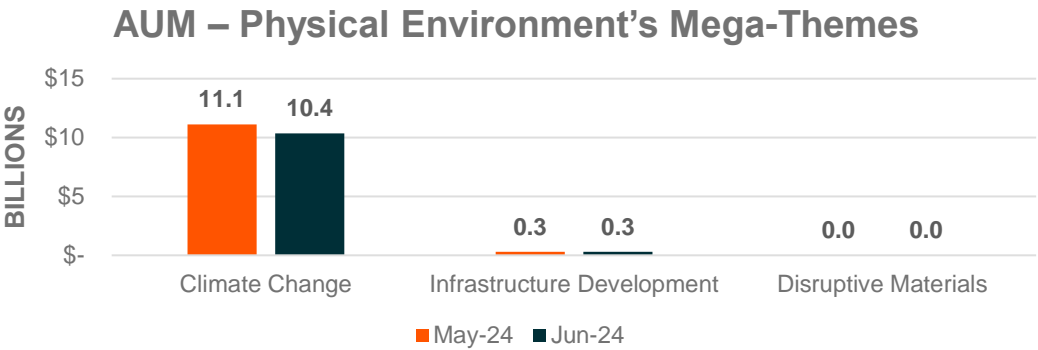
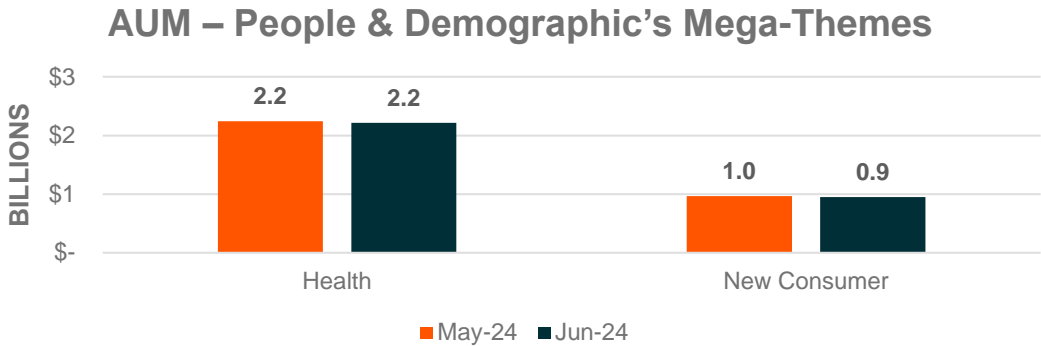
The Defence Tech and Connectivity Mega-Themes saw the largest inflows in June 2024. Meanwhile Robotics and Mobility saw the highest outflows. Big Data experienced the largest percentage increase in AUM, followed by Connectivity.



Sources: Global X ETFs illustration with information derived from: Bloomberg, L.P. (n.d.) [Data set]. Data as of June 30, 2024.
Note: AUM includes assets of funds closed until the last month of trading activity.

UCITS Thematic ETF Landscape: AUM & Flows

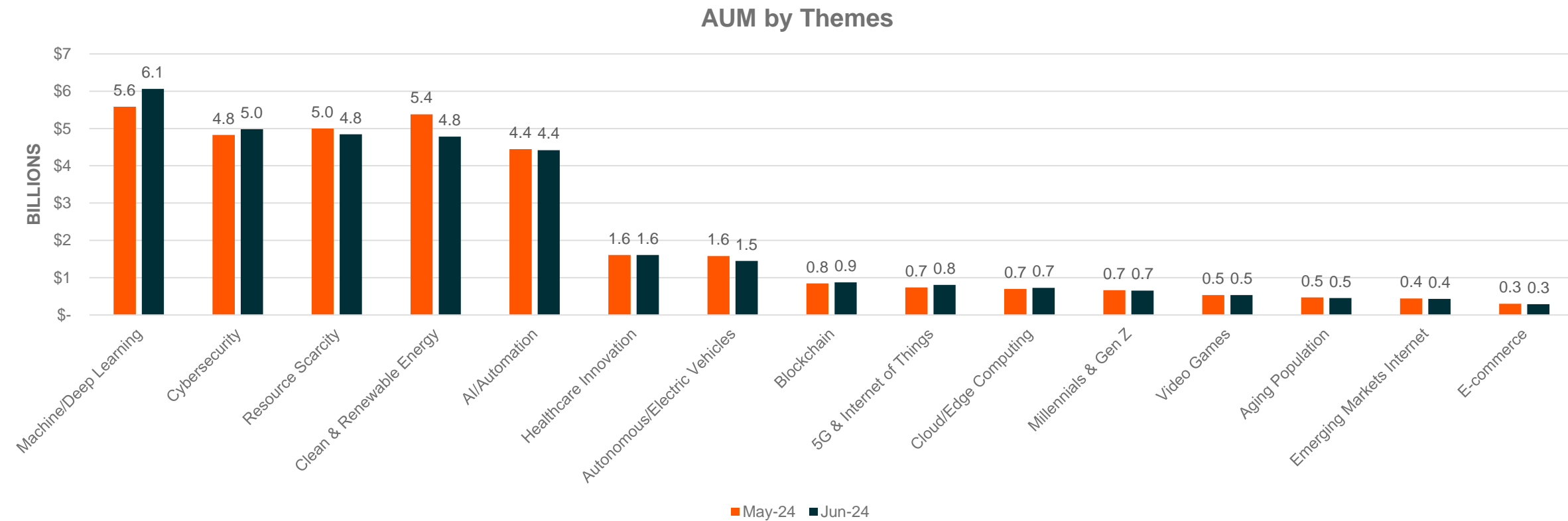
During June, AUM in the People & Demographics and Physical Environment Mega-Themes fell slightly. Net inflows were observed during June for Infrastructure Development (+\$2.0 million) and Disruptive Materials (+\$0.2 million), whilst Climate Change (-\$67.1 million) experienced outflows.



Sources: Global X ETFs illustration with information derived from: Bloomberg, L.P. (n.d.) [Data set]. Data as of June 30, 2024.
Note: AUM includes assets of funds closed until the last month of trading activity.

UCITS Thematic ETF Landscape: AUM & Flows

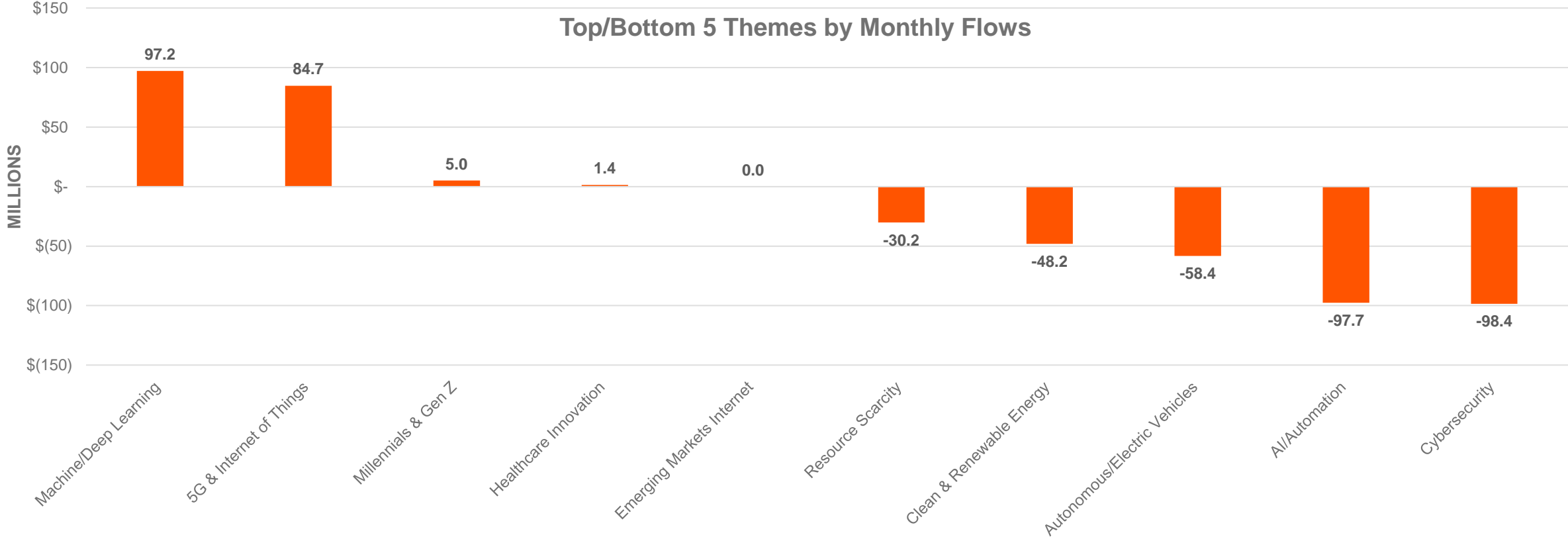
On a theme level, Machine/Deep Learning and Cybersecurity had the largest increase in AUM in absolute terms. Clean & Renewable Energy had the largest decrease in AUM, followed by Resource Scarcity.



Sources: Global X ETFs illustration with information derived from: Bloomberg, L.P. (n.d.) [Data set]. Data as of June 30, 2024.
Note: AUM includes assets of funds closed until the last month of trading activity.

UCITS Thematic ETF Landscape: AUM & Flows

In terms of flows, Machine/Deep Learning (+\$97.2 million) and 5G & Internet of Things (+\$84.7 million) captured the largest inflows by a significant margin, while Cybersecurity (-\$98.4 million) and AI/Automation (-\$97.7 million) saw strong outflows.



Sources: Global X ETFs illustration with information derived from: Bloomberg, L.P. (n.d.) [Data set]. Data as of June 30, 2024.
Note: AUM includes assets of funds closed until the last month of trading activity.

June 2024 UCITS Thematic ETFs Recap

Top/Bottom AUM by %Δ

Ticker	Name	Jun-24 (million)	May-24 (million)	%Δ
T3MP	JPM Climate Change Solutions UCITS ETF	\$43.47	\$28.70	51%
GRDU	First Trust Nasdaq Clean Edge Smart Grid Infrastructure UCITS ETF	\$363.82	\$284.55	28%
XNGI	Xtrackers MSCI Next Generation Internet Innovation UCITS ETF	\$22.35	\$19.15	17%
BLKC	iShares Blockchain Technology UCITS ETF	\$56.09	\$48.96	15%
BUG	Global X Cybersecurity UCITS ETF	\$37.29	\$32.66	14%
FOOD	Rize Sustainable Future of Food UCITS ETF	\$121.11	\$142.49	-15%
REMX	VanEck Vectors Rare Earth and Strategic Metals UCITS ETF	\$78.40	\$93.88	-16%
HDRO	VanEck Hydrogen Economy UCITS ETF	\$71.40	\$86.22	-17%
EMOVE	Fineco AM MarketVector Global Clean Energy Transition ESG UCITS ETF	\$26.46	\$32.90	-20%
DPAY	L&G Digital Payments UCITS ETF	\$10.72	\$17.71	-39%

Top/Bottom AUM by \$Δ (in millions)

Ticker	Name	Jun-24 (million)	May-24 (million)	\$ Δ
XAIX	Xtrackers Artificial Intelligence & Big Data UCITS ETF	\$3,377.67	\$2,988.37	\$389
GRDU	First Trust Nasdaq Clean Edge Smart Grid Infrastructure UCITS ETF	\$363.82	\$284.55	\$79
LOCK	iShares Digital Security UCITS ETF	\$1,472.31	\$1,411.34	\$61
DFNS	VanEck Defense UCITS ETF	\$841.05	\$789.42	\$52
AIAI	L&G Artificial Intelligence UCITS ETF	\$728.63	\$683.40	\$45
HTWO	L&G Hydrogen Economy UCITS ETF	\$403.47	\$458.89	-\$55
BATT	L&G Battery Value-Chain UCITS ETF	\$617.59	\$689.23	-\$72
IH2O	iShares Global Water UCITS ETF	\$2,243.52	\$2,326.93	-\$83
NRJ	Amundi MSCI New Energy ESG Screened UCITS ETF	\$802.18	\$896.22	-\$94
INRG	iShares Global Clean Energy UCITS ETF	\$3,015.86	\$3,402.94	-\$387

Sources: Global X ETFs illustration with information derived from: Bloomberg, L.P. (n.d.) [Data set]. Data as of June 30, 2024.

June 2024 UCITS Thematic ETFs Recap

Top/Bottom MoM Flows by \$Δ (in millions)

Ticker	Name	MoM Flows (\$M)
XAIX	Xtrackers Artificial Intelligence & Big Data UCITS ETF	\$130.45
GRDU	First Trust Nasdaq Clean Edge Smart Grid Infrastructure UCITS ETF	\$90.69
DFNS	VanEck Defence UCITS ETF	\$69.85
DGTL	iShares Digitalisation UCITS ETF	\$17.62
T3MP	JPM Climate Change Solutions UCITS ETF	\$15.72
ECAR	iShares Electric Vehicles & Driving Technology UCITS ETF	-\$31.40
GOAI	Amundi STOXX Global Artificial Intelligence UCITS ETF	-\$47.41
INRG	iShares Global Clean Energy UCITS ETF	-\$53.51
RBOT	iShares Automation & Robotics UCITS ETF	-\$77.07
ISPY	L&G Cyber Security UCITS ETF	-\$82.76

Sources: Global X ETFs illustration with information derived from: Bloomberg, L.P. (n.d.) [Data set]. Data as of June 30, 2024.

June 2024 UCITS Thematic ETFs Launches/Closures

During the month, 2 thematic UCITS ETFs were listed, and none were delisted.

Thematic ETF Listings

Ticker	Name	Issuer	Inception Date
-	Maj Invest ETF Defence & Cybersecurity ETF	Maj Invest	-
-	Maj Invest UCITS ETF AI & Semiconductor	Maj Invest	-

Thematic ETF Delistings

Ticker	Name	Issuer	Closure Date

Sources: Global X ETFs illustration with information derived from: Bloomberg, L.P. (n.d.) [Data set]. Data as of June 30, 2024.

*Additional thematic insights can be found online at:
globalxetfs.eu/insights, or on Twitter: [@MDelledonne_gx](https://twitter.com/MDelledonne_gx),
and [@ROliver_gx](https://twitter.com/ROliver_gx)*

Disclosures

The Global X UCITS ETFs are regulated by the Central Bank of Ireland.

This is a marketing communication.

Please refer to the relevant prospectus, supplement, and the Key Information Document (“KID”) of the relevant UCITS ETFs before making any final investment decisions.

Investors should also refer to the section entitled “Risk Factors” in the relevant prospectus of the UCITS ETFs in advance of any investment decision for information on the risks associated with an investment in the UCITS ETFs, and for details on portfolio transparency. The relevant prospectus and KID for the UCITS ETFs are available in English at www.globalxetfs.eu/funds.

Investment in the UCITS ETFs concern the purchase of shares in the UCITS ETFs and not in a given underlying asset such as a building or shares of a company, as these are only the underlying assets that may be owned by the UCITS ETFs.

A UCITS ETF’s shares purchased on the secondary market cannot usually be sold directly back to a UCITS ETF. Investors must buy and sell shares on a secondary market with the assistance of an intermediary (e.g. a stockbroker) and may incur fees for doing so. In addition, investors may pay more than the current net asset value when buying shares and may receive less than the current net asset value when selling them. Changes in exchange rates may have an adverse effect on the value price or income of the UCITS ETF.

Past performance of a UCITS ETF does not predict future returns. Future performance is subject to taxation which depends on the personal situation of each investor, and which may change in the future. Neither past experience nor the current situation are necessarily accurate guides to the future growth in value or rate of return of a UCITS ETF.

Investment may be subject to sudden and large falls in value, and, if it is the case, the investor could lose the total value of the initial investment. Income may fluctuate in accordance with market conditions and taxation arrangements. The difference at any one time between the sale and repurchase price of a share in the UCITS ETF means that the investment should be viewed as medium term to long term.

Any investment in a UCITS ETF may lead to a financial loss. The value of an investment can reduce as well as increase and, therefore, the return on the investment will be variable.

Disclosures

Global X ETFs ICAV is an open-ended Irish collective asset management vehicle issuing under the terms of its prospectus and relevant supplements as approved by the Central Bank of Ireland and is the issuer of certain of the ETFs where stated.

Global X ETFs ICAV II is an open-ended Irish collective asset management vehicle issuing under the terms of its prospectus and relevant supplements as approved by the Central Bank of Ireland and is the issuer of certain of the ETFs where stated.

Communications issued in the European Union relating to Global X UCITS ETFs are issued by Global X Management Company (Europe) Limited (“GXM Europe”) acting in its capacity as management company of Global X ETFs ICAV. GXM Europe is authorised and regulated by the Central Bank of Ireland. GXM Europe is registered in Ireland with registration number 711633.

Communications issued in the United Kingdom and Switzerland relating to Global X UCITS ETFs are issued by Global X Management Company (UK) Limited (“GXM UK”), which is authorised and regulated by the Financial Conduct Authority. The registered office of GXM UK is 77 Coleman Street, London, EC2R 5BJ, UK. Information about GXM UK can be found on the Financial Services Register (register number 965081).

Information for Investors in Switzerland

This is an advertising document. The state of the origin of the fund is Ireland. In Switzerland, the representative is 1741 Fund Solutions AG, Burggraben 16, CH-9000 St.Gallen. The paying agent is Tellco Bank Ltd, Bahnhofstrasse 4, 6430 Schwyz.

The prospectus, the key information documents, the articles of association as well as the annual and semi-annual reports may be obtained free of charge from the representative.

Past performance is no indication of current or future performance. The performance data do not take account of the commissions and costs incurred on the issue and redemption of units.

UCITS Thematic ETF Report



Important Information

Important Information

The Global X Thematic Classification System is based on the expertise, views, and opinions of the Global X Thematic Classification Committee and are subject to change.

Global X defines thematic investing as the process of identifying powerful disruptive macro-level trends and the underlying investments that stand to benefit from the materialization of those trends. By nature, thematic investing is a long term, growth-oriented strategy, that is typically unconstrained geographically or by traditional sector/industry classifications, has low correlation to other growth strategies, and invests in relatable concepts. Investing involves risk, including the possible loss of principal. This information is not intended to be individual or personalized investment or tax advice and should not be used for trading purposes. Please consult a financial advisor or tax professional for more information regarding your investment and/or tax situation.

The process of identifying themes consists of three inexorable principles:

- 1) There must be high conviction that the theme will materialize and have a meaningful impact on segments of the economy or markets. Often this is due to observable structural changes in technology, demographics, consumer behavior, or the physical environment, but can also be influenced by other factors.
- 2) A theme must be investable, meaning there are publicly traded companies that provide exposure to the concept. Ideally, the group of companies is broad, have high liquidity, and attribute a substantial portion of their business operations (revenues, assets, research & development) to the theme.
- 3) A theme must be expected to express itself over a medium to long-term time horizon, generally considered to be five years or longer. A longer-term time horizon makes market timing less of a factor in the success of identifying a theme.

Notably, and taking into consideration the principles above, thematic investing does not consist of ESG, values-based, or policy-driven strategies, unless they otherwise represent a disruptive structural trend (e.g. climate change). Further, funds that adhere to traditional sector or industry classifications, or that are used primarily to gain exposure to cyclical trends (e.g. currencies, valuations, inflation) are not considered thematic. Finally, alternative asset classes, such as listed infrastructure, MLPs, and ubiquitous commodities are not considered thematic. We recognize that these exclusions may differ from other third-party definitions of thematic investing, but it is consistent with, and core to, Global X's thematic classification system and process.

Based on the definition and principles of thematic investing above, Global X has established a thematic classification system that seeks to identify powerful themes and organize them by common traits and drivers. The system consists of four layers of classifications: 1) Categories; 2) Mega-Themes; 3) Themes; and 4) Sub-Themes, with each layer becoming sequentially narrower in its focus.

'Categories' is the broadest layer and represents three fundamental drivers of disruption: exponential advancements in technology (Disruptive Technology), changing consumer habits and demographics (People & Demographics), and the evolving physical landscape (Physical Environment). One layer down are 'Mega-Themes,' which serve as a foundation to multiple transformative forces that are causing substantial changes in a common area. Conceptually, Mega-Themes are a collection of more narrowly targeted Themes. For example, Big Data is a Mega-Theme that consists of Machine/Deep Learning, Cybersecurity, Quantum Computing, and Cloud/Edge Computing. Further down, we identify 'Themes' as the specific areas of transformational disruption that are driving technology forward, changing consumer demands, or impacting the environment. 'Sub-Themes' are more niche areas, such as specific applications of themes or upstream forces that are driving themes forward.

The number and categories, mega-themes, themes, and sub-themes is expected to evolve over time as new drivers of structural changes emerge or fade. Such decisions will be made by the Global X Thematic Classification Committee ("the committee") and take into account internal and external research and data about potential themes.

UCITS Thematic ETF Report



Appendix

Appendix – Classification of UCITS Thematic ETFs

Ticker	Name	June 2024 (\$M)	May 2024 (\$M)	MoM Flows (\$M)	Category	Mega-Theme	Theme	Sub-Theme
CIBR	First Trust Nasdaq Cybersecurity UCITS ETF	\$772.52	\$747.06	-\$13.81	Disruptive Technology	Big Data	Cybersecurity	
LOCK	iShares Digital Security UCITS ETF	\$1,472.31	\$1,411.34	-\$4.83	Disruptive Technology	Big Data	Cybersecurity	
SPY	L&G Cyber Security UCITS ETF	\$2,385.04	\$2,342.51	-\$82.76	Disruptive Technology	Big Data	Cybersecurity	
CYBR	Rize Cybersecurity and Data Privacy UCITS ETF	\$122.69	\$115.07	\$0.02	Disruptive Technology	Big Data	Cybersecurity	
WCBR	WisdomTree Cybersecurity UCITS ETF	\$183.62	\$169.24	\$0.16	Disruptive Technology	Big Data	Cybersecurity	
BUG	Global X Cybersecurity UCITS ETF	\$37.29	\$32.66	\$2.79	Disruptive Technology	Big Data	Cybersecurity	
ESPY	L&G Emerging Cyber Security ESG Exclusions UCITS ETF	\$8.20	\$8.05	\$0.00	Disruptive Technology	Big Data	Cybersecurity	
SKYU	First Trust Cloud Computing UCITS ETF	\$366.82	\$345.95	-\$1.07	Disruptive Technology	Big Data	Cloud/Edge Computing	
WCLD	WisdomTree Cloud Computing UCITS ETF	\$323.78	\$318.77	-\$10.75	Disruptive Technology	Big Data	Cloud/Edge Computing	
CLO	Global X Cloud Computing UCITS ETF	\$33.53	\$33.24	\$0.00	Disruptive Technology	Big Data	Cloud/Edge Computing	
CCLD	Global X China Cloud Computing UCITS ETF	\$1.15	\$1.21	\$0.00	Disruptive Technology	Big Data	Cloud/Edge Computing	
GOAI	Amundi STOXX Global Artificial Intelligence UCITS ETF	\$1,023.21	\$1,014.28	-\$47.41	Disruptive Technology	Big Data	Machine/Deep Learning	
AIAI	L&G Artificial Intelligence UCITS ETF	\$728.63	\$683.40	\$4.12	Disruptive Technology	Big Data	Machine/Deep Learning	
WTAI	WisdomTree Artificial Intelligence UCITS ETF	\$896.64	\$864.39	\$8.96	Disruptive Technology	Big Data	Machine/Deep Learning	
XAIX	Xtrackers Artificial Intelligence & Big Data UCITS ETF	\$3,377.67	\$2,988.37	\$130.45	Disruptive Technology	Big Data	Machine/Deep Learning	
AI4U	Fineco AM MarketVector Artificial Intelligence ESG UCITS ETF	\$34.86	\$34.39	\$1.10	Disruptive Technology	Big Data	Machine/Deep Learning	
XNGI	Xtrackers MSCI Next Generation Internet Innovation UCITS ETF	\$22.35	\$19.15	\$2.01	Disruptive Technology	Big Data		
ECAR	iShares Electric Vehicles & Driving Technology UCITS ETF	\$628.91	\$663.83	-\$31.40	Disruptive Technology	Mobility	Autonomous/Electric Vehicles	
BATT	L&G Battery Value-Chain UCITS ETF	\$617.59	\$689.23	-\$24.13	Disruptive Technology	Mobility	Autonomous/Electric Vehicles	Lithium/Batteries
VOLT	WisdomTree Battery Solutions UCITS ETF	\$165.05	\$185.33	-\$3.34	Disruptive Technology	Mobility	Autonomous/Electric Vehicles	Lithium/Batteries
LITU	Global X Lithium & Battery Tech UCITS ETF	\$30.95	\$33.86	\$0.52	Disruptive Technology	Mobility	Autonomous/Electric Vehicles	Lithium/Batteries
LITM	iShares Lithium & Battery Producers UCITS ETF	\$4.47	\$4.84	\$0.00	Disruptive Technology	Mobility	Autonomous/Electric Vehicles	Lithium/Batteries
CAUT	Global X China Electric Vehicle and Battery UCITS ETF	\$3.22	\$3.50	\$0.00	Disruptive Technology	Mobility	Autonomous/Electric Vehicles	Lithium/Batteries
ELCR	Amundi MSCI Fut Mobility ESG Scrn ETFAcc	\$276.68	\$285.98	-\$15.44	Disruptive Technology	Mobility		
XMOV	Xtrackers Future Mobility UCITS ETF	\$164.42	\$156.82	\$5.59	Disruptive Technology	Mobility		
DRVE	Global X Autonomous & Electric Vehicles UCITS ETF	\$10.09	\$11.24	-\$0.73	Disruptive Technology	Mobility		
WCAR	WisdomTree Global Automotive Innovators UCITS ETF	\$0.95	\$0.97	\$0.00	Disruptive Technology	Mobility		
KARS	KraneShares Electric Vehicles & Future Mobility ESG Scr UCITS ETF	\$3.31	\$3.61	\$0.00	Disruptive Technology	Mobility		
ESPO	Vaneck Vectors Video Gaming & eSports UCITS ETF	\$515.95	\$517.54	-\$17.07	Disruptive Technology	Digital Experiences	Video Games	E-sports
HERU	Global X Video Games & Esports UCITS ETF	\$4.22	\$4.10	-\$0.10	Disruptive Technology	Digital Experiences	Video Games	E-sports

Source: Global X ETFs, Bloomberg. June 2024 as of 30/06/2024; May 2024 as 31/05/2024.

Appendix – Classification of UCITS Thematic ETFs

Ticker	Name	June 2024 (\$M)	May 2024 (\$M)	MoM Flows (\$M)	Category	Mega-Theme	Theme	Sub-Theme
FXES	FinEx Video Gaming & Esports UCITS ETF	\$11.20	\$10.85	#N/A N/A	Disruptive Technology	Digital Experiences	Video Games	E-sports
METE	Franklin Metaverse UCITS ETF	\$3.76	\$3.56	\$0.00	Disruptive Technology	Digital Experiences		
MTVR	L&G Metaverse ESG Exclusions UCITS ETF	\$7.78	\$7.20	\$0.00	Disruptive Technology	Digital Experiences		
PLAY	iShares Digital Entertainment & Education UCITS ETF	\$40.79	\$38.96	\$0.00	Disruptive Technology	Digital Experiences		
METR	ETC Group Global Metaverse UCITS ETF	\$0.00	\$0.00	\$0.00	Disruptive Technology	Digital Experiences		
MTAV	iShares Metaverse UCITS ETF	\$93.69	\$89.29	\$0.00	Disruptive Technology	Digital Experiences		
METAA	Fineco AM MarketVector Global Metaverse & e-Games ESG UCITS ETF	\$31.99	\$33.63	\$0.00	Disruptive Technology	Digital Experiences		
BLOK	First Trust Indxx Innovative Transaction & Process UCITS ETF	\$46.37	\$48.53	-\$2.57	Disruptive Technology	FinTech	Blockchain	
BCHN	Invesco Elwood Global Blockchain UCITS ETF	\$594.00	\$588.23	-\$7.07	Disruptive Technology	FinTech	Blockchain	
DAPP	VanEck Crypto and Blockchain Innovators UCITS ETF	\$154.76	\$135.65	-\$6.38	Disruptive Technology	FinTech	Blockchain	
FXBC	FinEx Blockchain UCITS ETF	\$1.35	\$1.26	\$0.00	Disruptive Technology	Fintech	Blockchain	
BLKC	iShares Blockchain Technology UCITS ETF	\$56.09	\$48.96	\$0.00	Disruptive Technology	Fintech	Blockchain	
WBLK	WisdomTree Blockchain UCITS ETF	\$6.13	\$5.46	\$0.00	Disruptive Technology	Fintech	Blockchain	
BKCH	Global X Blockchain UCITS ETF	\$18.48	\$16.86	-\$0.87	Disruptive Technology	Fintech	Blockchain	
DPAY	L&G Digital Payments UCITS ETF	\$10.72	\$17.71	-\$6.96	Disruptive Technology	FinTech	Mobile Payments	
XFNT	Xtrackers MSCI Fintech Innovation UCITS ETF	\$7.67	\$7.59	\$0.00	Disruptive Technology	FinTech		
FTEK	Invesco KBW NASDAQ Fintech UCITS ETF	\$47.50	\$46.45	\$0.66	Disruptive Technology	FinTech		
FINX	Global X Fintech UCITS ETF	\$3.29	\$3.29	\$0.00	Disruptive Technology	FinTech		
GFOF	HANetf Grayscale Future of Finance UCITS ETF	\$2.65	\$1.65	\$0.76	Disruptive Technology	FinTech		
DIGI	HANetf Digital Infrastructure & Connectivity UCITS ETF	\$19.57	\$19.92	-\$1.25	Disruptive Technology	Connectivity	Digital infrastructure	
VPN	Global X Data Center REITs & Digital Infrastructure UCITS ETF	\$4.28	\$4.05	\$0.15	Disruptive Technology	Connectivity	Digital infrastructure	
WTRE	WisdomTree New Economy Real Estate UCITS ETF	\$3.10	\$3.12	\$0.00	Disruptive Technology	Connectivity	Digital Infrastructure	
KWEB	KraneShares CSI China Internet UCITS ETF	\$431.30	\$442.86	\$0.00	Disruptive Technology	Connectivity	Emerging Markets Internet	
SCITY	Amundi MSCI Smart Cities ESG Screened UCITS ETF Acc	\$82.53	\$85.54	-\$3.46	Disruptive Technology	Connectivity	5G & Internet of Things	Smart Cities
CITY	iShares Smart City Infrastructure UCITS ETF	\$342.22	\$343.76	\$0.37	Disruptive Technology	Connectivity	5G & Internet of Things	Smart Cities
GRDU	First Trust Nasdaq Clean Edge Smart Grid Infrastructure UCITS ETF	\$363.82	\$284.55	\$90.69	Disruptive Technology	Connectivity	5G & Internet of Things	Smart Cities
CAVE	VanEck Vectors Smart Home Active UCITS ETF	\$12.99	\$12.90	\$0.00	Disruptive Technology	Connectivity	5G & Internet of Things	Smart Devices
NXTG	First Trust Indxx NextG UCITS ETF	\$5.85	\$8.44	-\$2.89	Disruptive Technology	Connectivity	5G & Internet of Things	
SNSR	Global X Internet of Things UCITS ETF	\$2.35	\$2.37	\$0.00	Disruptive Technology	Connectivity	5G & Internet of Things	
JEDI	VanEck Space Innovators UCITS ETF	\$7.47	\$7.61	\$0.00	Disruptive Technology	Connectivity	Space/Satellite Communications	

Source: Global X ETFs, Bloomberg. June 2024 as of 30/06/2024; May 2024 as 31/05/2024.

Appendix – Classification of UCITS Thematic ETFs

Ticker	Name	June 2024 (\$M)	May 2024 (\$M)	MoM Flows (\$M)	Category	Mega-Theme	Theme	Sub-Theme
RBOT	iShares Automation & Robotics UCITS ETF	\$3,548.83	\$3,548.26	-\$77.07	Disruptive Technology	Robotics	AI/Automation	
ROBO	L&G ROBO Global Robotics and Automation UCITS ETF	\$783.96	\$814.75	-\$22.41	Disruptive Technology	Robotics	AI/Automation	
SMAFY	Amundi Smart Factory UCITS ETF	\$18.94	\$18.44	\$0.00	Disruptive Technology	Robotics	AI/Automation	
SDG9	Xtrackers MSCI Global SDG 9 Industry, Innovation & Infrastructure UCITS ETF	\$2.12	\$2.35	\$0.00	Disruptive Technology	Robotics	AI/Automation	
BOTZ	Global X Robotics & Artificial Intelligence UCITS ETF	\$62.31	\$61.09	\$0.82	Disruptive Technology	Robotics	AI/Automation	
NATO	Future of Defence UCITS ETF	\$396.83	\$386.08	\$10.94	Disruptive Technology	Defense Tech		
DFNS	VanEck Defense UCITS ETF	\$841.05	\$789.42	\$69.85	Disruptive Technology	Defense Tech		
DFND	iShares Global Aerospace & Defence UCITS ETF	\$84.22	\$74.16	\$14.00	Disruptive Technology	Defense Tech		
XNNV	Xtrackers MSCI Innovation UCITS ETF	\$7.96	\$7.77	\$0.00	Broad Thematic			
ITEK	HAN-GINS Innovative Technologies UCITS ETF	\$95.87	\$93.52	-\$4.10	Broad Thematic			
DGTL	iShares Digitalisation UCITS ETF	\$947.28	\$904.60	\$17.62	Disruptive Technology	Multi-Mega Theme		
EBUY	Lyxor MSCI Digital Economy ESG Filtered DR UCITS ETF	\$215.86	\$198.65	\$7.76	Disruptive Technology	Multi-Mega Theme		
UNIC	Amundi MSCI Dsrpt Tech ESG Scrn ETF Acc	\$155.73	\$157.11	-\$5.80	Broad Thematic			
MILL	Amundi MSCI Millennials ESG Scrn ETF Acc	\$113.52	\$107.32	\$6.66	People & Demographics	New Consumer	Millennials & Gen Z	
EMQQ	HANetf Emerging Markets Internet & Ecommerce UCITS ETF	\$152.31	\$143.64	\$10.00	People & Demographics	New Consumer	E-commerce	
ECOM	L&G Ecommerce Logistics UCITS ETF	\$138.17	\$155.54	-\$15.70	People & Demographics	New Consumer	E-commerce	
EBIZ	Global X E-Commerce UCITS ETF	\$1.33	\$1.32	\$0.00	People & Demographics	New Consumer	E-Commerce	
GLUX	Amundi IS S&P Global Luxury UCITS ETF	\$541.03	\$557.53	-\$1.61	People & Demographics	New Consumer	Millennials & Gen Z	
INQQ	INQQ India Internet & Ecommerce ESG-S UCITS ETF	\$3.49	\$2.79	\$0.46	People & Demographics	New Consumer	Emerging Market Consumers	
AGED	iShares Ageing Population UCITS ETF	\$452.90	\$472.77	-\$17.98	People & Demographics	Health	Aging Population	
CYBO	VanEck Bionic Engineering UCITS ETF	\$6.25	\$6.31	\$0.00	People & Demographics	Health	Health & Wellness	
XDG3	X Global SDG 3 Good Health UCITS ETF 1C\$	\$143.10	\$151.28	-\$11.85	People & Demographics	Health	Health & Wellness	
XGEN	Xtrackers MSCI Genomic Healthcare Innovation UCITS ETF	\$3.50	\$3.46	\$0.00	People & Demographics	Health	Healthcare Innovation	Genomics
WDNA	Wisdomtree Biorevolution UCITS	\$2.91	\$2.94	\$0.00	People & Demographics	Health	Healthcare Innovation	Genomics
GNOM	Global X Genomics & Biotechnology UCITS ETF	\$6.78	\$6.38	\$0.22	People & Demographics	Health	Healthcare Innovation	Genomics
CURE	VanEck Genomics and Healthcare Innovation UCITS ETF	\$6.92	\$6.79	\$0.00	People & Demographics	Health	Healthcare Innovation	Genomics
EDOC	Global X Telemedicine & Digital Health UCITS ETF	\$4.62	\$4.76	-\$0.07	People & Demographics	Health	Healthcare Innovation	Telemedicine & Digital Health
HEAL	iShares Healthcare Innovation UCITS ETF	\$1,041.06	\$1,040.29	\$3.78	People & Demographics	Health	Healthcare Innovation	
WELL	HAN-GINS Indxx Healthcare Innovation UCITS ETF	\$15.67	\$15.73	\$0.00	People & Demographics	Health	Healthcare Innovation	
DOCT	L&G Healthcare Breakthrough UCITS ETF	\$67.83	\$70.12	-\$2.26	People & Demographics	Health	Healthcare Innovation	

Source: Global X ETFs, Bloomberg. June 2024 as of 30/06/2024; May 2024 as 31/05/2024.

Appendix – Classification of UCITS Thematic ETFs

Ticker	Name	June 2024 (\$M)	May 2024 (\$M)	MoM Flows (\$M)	Category	Mega-Theme	Theme	Sub-Theme
BIOT	L&G Pharma Breakthrough UCITS ETF	\$17.20	\$18.60	-\$1.77	People & Demographics	Health	Healthcare Innovation	
CBI0	Global X China Biotech UCITS ETF	\$0.99	\$1.05	\$0.00	People & Demographics	Health	Healthcare Innovation	
BTECH	Fineco AM MarketVector Bioproduction Tech & Tools ESG UCITS ETF	\$29.46	\$30.81	\$0.58	People & Demographics	Health	Healthcare Innovation	
FOHW	Franklin Future of Health and Wellness UCITS ETF	\$2.62	\$2.63	\$0.00	People & Demographics	Health	Health & Wellness	
XDGI	X Global SDGs UCITS ETF 1C \$	\$14.47	\$14.92	\$0.00	Broad Thematic			
QCLN	First Trust Nasdaq Clean Edge Green Energy UCITS ETF	\$12.81	\$14.49	-\$1.06	Physical Environment	Climate Change	CleanTech	
CTEK	Global X Cleantech UCITS ETF	\$2.18	\$2.63	\$0.00	Physical Environment	Climate Change	CleanTech	
KGRN	KraneShares MSCI China Clean Technology Index UCITS ETF	\$1.01	\$1.06	\$0.00	Physical Environment	Climate Change	CleanTech	
CKGG	CIRCA5000 Green Energy & Technology UCITS ETF	\$4.74	\$5.14	\$0.00	Physical Environment	Climate Change	CleanTech	
RAYZ	Global X Solar UCITS ETF	\$2.88	\$3.48	\$0.00	Physical Environment	Climate Change	Clean & Renewable Energy	Solar
ISUN	Invesco Solar Energy UCITS ETF	\$63.50	\$71.69	\$5.01	Physical Environment	Climate Change	Clean & Renewable Energy	Solar
WNDY	Global X Wind Energy UCITS ETF	\$2.93	\$3.10	\$0.10	Physical Environment	Climate Change	Clean & Renewable Energy	Wind
WNDE	Invesco Wind Energy UCITS ETF	\$4.56	\$3.89	\$0.96	Physical Environment	Climate Change	Clean & Renewable Energy	Wind
HTWO	L&G Hydrogen Economy UCITS ETF	\$403.47	\$458.89	-\$6.51	Physical Environment	Climate Change	Clean & Renewable Energy	Hydrogen
HYGN	Global X Hydrogen UCITS ETF	\$5.22	\$6.53	\$0.20	Physical Environment	Climate Change	Clean & Renewable Energy	Hydrogen
HDRO	VanEck Hydrogen Economy UCITS ETF	\$71.40	\$86.22	\$2.19	Physical Environment	Climate Change	Clean & Renewable Energy	Hydrogen
HYDRO	BNP Paribas Easy ECPI Global Hydrogen Economy UCITS ETF	\$63.83	\$66.71	\$3.19	Physical Environment	Climate Change	Clean & Renewable Energy	Hydrogen
HYDE	Invesco Hydrogen Economy UCITS ETF	\$3.51	\$3.88	\$0.00	Physical Environment	Climate Change	Clean & Renewable Energy	Hydrogen
GCLE	Invesco Global Clean Energy UCITS ETF	\$41.06	\$45.02	\$0.00	Physical Environment	Climate Change	Clean & Renewable Energy	
INRG	iShares Global Clean Energy UCITS ETF	\$3,015.86	\$3,402.94	-\$53.51	Physical Environment	Climate Change	Clean & Renewable Energy	
RENG	L&G Clean Energy UCITS ETF	\$232.52	\$254.62	\$6.44	Physical Environment	Climate Change	Clean & Renewable Energy	
NRJ	Amundi MSCI New Energy ESG Screened UCITS ETF	\$802.18	\$896.22	-\$8.00	Physical Environment	Climate Change	Clean & Renewable Energy	
XDG7	X Global SDG 7 Clean Energy UCITS ETF1C\$	\$12.37	\$12.00	\$1.73	Physical Environment	Climate Change	Clean & Renewable Energy	
D6RD	Deka Future Energy ESG UCITS ETF	\$21.64	\$23.81	\$0.00	Physical Environment	Climate Change	Clean & Renewable Energy	
RNRG	Global X Renewable Energy Producers UCITS ETF	\$3.19	\$3.45	\$0.00	Physical Environment	Climate Change	Clean & Renewable Energy	
CCLN	Global X China Clean Energy UCITS ETF	\$1.81	\$1.93	\$0.00	Physical Environment	Climate Change	Clean & Renewable Energy	
WREN	WisdomTree Renewable Energy UCITS ETF	\$1.07	\$1.19	\$0.00	Physical Environment	Climate Change	Clean & Renewable Energy	
EMOVE	Fineco AM MarketVector Global Clean Energy Transition ESG UCITS ETF	\$26.46	\$32.90	\$0.00	Physical Environment	Climate Change	Clean & Renewable Energy	
IH2O	iShares Global Water UCITS ETF	\$2,243.52	\$2,326.93	-\$15.10	Physical Environment	Climate Change	Resource Scarcity	Water
ABIU	AXA IM ACT Biodiversity Equity UCITS ETF	\$409.76	\$406.25	\$0.00	Physical Environment	Climate Change	Resource Scarcity	

Source: Global X ETFs, Bloomberg. June 2024 as of 30/06/2024; May 2024 as 31/05/2024.

Appendix – Classification of UCITS Thematic ETFs

Ticker	Name	May 2024 (\$M)	Apr 2024 (\$M)	MoM Flows (\$M)	Category	Mega-Theme	Theme	Sub-Theme
GLUG	L&G Clean Water UCITS ETF	\$447.44	\$458.20	\$3.55	Physical Environment	Climate Change	Resource Scarcity	Water
AWAT	Amundi PEA Eau (MSCI Water) UCITS ETF	\$108.31	\$109.86	\$1.09	Physical Environment	Climate Change	Resource Scarcity	Water
XDG6	X Global SDG 6 Water UCITS ETF	\$111.90	\$118.79	-\$3.55	Physical Environment	Climate Change	Resource Scarcity	Water
WAT	Amundi MSCI Water ESG Screened UCITS ETF	\$1,671.01	\$1,685.24	\$1.24	Physical Environment	Climate Change	Resource Scarcity	Water
AQWA	Global X Clean Water UCITS ETF	\$14.46	\$14.36	\$0.85	Physical Environment	Climate Change	Resource Scarcity	Water
CKWG	CIRCA5000 Clean Water & Waste UCITS ETF	\$4.99	\$5.48	-\$0.28	Physical Environment	Climate Change	Resource Scarcity	Water
F4DE	Ossiam Food For Biodiversity UCITS ETF	\$23.62	\$26.35	-\$2.15	Physical Environment	Climate Change	Resource Scarcity	Sustainable Food
FOOD	Rize Sustainable Future of Food UCITS ETF	\$121.11	\$142.49	-\$16.74	Physical Environment	Climate Change	Resource Scarcity	Sustainable Food
VEGI	VanEck Sustainable Future of Food UCITS ETF	\$6.80	\$6.82	\$0.00	Physical Environment	Climate Change	Resource Scarcity	Sustainable Food
KROP	Global X AgTech & Food Innovation UCITS ETF	\$1.67	\$1.77	\$0.00	Physical Environment	Climate Change	Resource Scarcity	Sustainable Food
CKFG	CIRCA5000 Sustainable Food & Biodiversity UCITS ETF	\$4.08	\$4.65	-\$0.45	Physical Environment	Climate Change	Resource Scarcity	Sustainable Food
FOFD	Franklin Future of Food UCITS ETF	\$2.38	\$2.46	\$0.00	Physical Environment	Climate Change	Resource Scarcity	Sustainable Food
WRCY	WisdomTree Recycling Decarbonisation UCITS ETF	\$2.37	\$2.44	\$0.00	Physical Environment	Climate Change	Resource Scarcity	Waste/Recycling
REMX	VanEck Vectors Rare Earth and Strategic Metals UCITS ETF	\$78.40	\$93.88	\$1.35	Physical environment	Climate Change	Resource Scarcity	
T3MP	JPM Climate Change Solutions UCITS ETF	\$43.47	\$28.70	\$15.72	Physical Environment	Climate Change		
ACLT	AXA IM ACT Climate Equity UCITS ETF	\$434.70	\$432.31	-\$0.64	Physical Environment	Climate Change		
REUS	VanEck Circular Economy UCITS ETF	\$6.74	\$6.76	\$0.00	Physical Environment	Climate Change		
CIRC	Rize Circular Economy Enablers UCITS ETF	\$2.04	\$2.13	\$0.00	Physical Environment	Climate Change		
EUGD	European Green Deal UCITS ETF	\$21.09	\$22.88	\$0.00	Physical Environment	Climate Change		
NFRA	Rize Global Sustainable Infrastructure UCITS ETF	\$108.54	\$109.13	\$0.00	Physical Environment	Climate Change		
LUSA	Rize USA Environmental Impact UCITS ETF	\$97.58	\$105.85	-\$2.67	Physical Environment	Climate Change		
DMAT	Global X Disruptive Materials UCITS ETF	\$4.43	\$4.75	\$0.12	Physical Environment	Disruptive Materials		
METL	iShares Essential Metals Producers UCITS ETF	\$21.66	\$23.48	\$0.00	Physical Environment	Disruptive Materials		
SETM	Sprott Energy Transition Materials UCITS ETF	\$3.68	\$4.41	-\$0.19	Physical Environment	Disruptive Materials		
PAVE	Global X US Infrastructure Development UCITS ETF	\$295.78	\$304.44	\$2.04	Physical Environment	Infrastructure Development		
THMZ	L&G Global Thematic ESG Exclusions UCITS ETF	\$4.31	\$4.34	\$0.00	Broad Thematic			
WMGT	WisdomTree Megatrends UCITS ETF	\$51.84	\$50.63	\$0.00	Broad Thematic			
MINR	First Trust Indxx Fut Ecoy Mtls ETF\$Acc	\$1.10	\$1.22	\$0.00	Physical Environment	Disruptive Materials		
SCAR	First Trust Bloomberg Scrc Res ETF Aacc	\$1.07	\$1.13	\$0.00	Physical Environment	Disruptive Materials		
XDGS	Xtrackers MSCI Global SDGs Social Fairness Contributors UCITS ETF	\$2.79	\$2.84	\$0.00	Broad Thematic			

Source: Global X ETFs, Bloomberg. June 2024 as of 30/06/2024; May 2024 as 31/05/2024.

Appendix – Classification of UCITS Thematic ETFs

Ticker	Name	June 2024 (\$M)	May 2024 (\$M)	MoM Flows (\$M)	Category	Mega-Theme	Theme	Sub-Theme
ARCI	ARK Artificial Intelligence & Robotics UCITS ETF	\$3.68	\$2.50	\$1.01	Disruptive Technology	Robotics	AI/Automation	
ARCG	ARK Genomic Revolution UCITS ETF	\$2.23	\$1.41	\$0.95	People & Demographics	Health	Healthcare Innovation	Genomics
ARCK	ARK Innovation UCITS ETF	\$5.40	\$4.34	\$0.98	Broad Thematic			
WREE	WisdomTree Energy Transition Metals and Rare Earths Miners UCITS ETF	\$0.99	\$0.55	\$0.53	Physical Environment	Disruptive Materials		

Source: Global X ETFs, Bloomberg. June 2024 as of 30/06/2024; May 2024 as 31/05/2024.